

# Light Tunnel Generator

## Overview:

The Light Tunnel Generator (LTG) is a new beam shaping technology to significantly improve the efficiency and quality of macro materials processing.

The LTG is a thin wafer of fused silica glass with a unique freeform surface. When added to the optics of a process head, it creates a ring-shaped spot that is maintained over a long optical working distance, creating a "light tunnel".

Under appropriate conditions, this long depth of focus light tunnel provides a new process parameter space for laser cutting and welding of thick metals. It can produce laser cut edges with a roughness and dross quality that rivals the most sophisticated systems available today - with no loss of process speed and a less sensitive process window. More significant still, this process speed and quality can be achieved using approximately half the laser power of current state-of-the-art systems.

The LTG is compatible with a wide range of lasers and processes, but the most notable gains and benefits arise when processing metal greater than 15mm thick. If you are considering using lasers for cutting thick metal, we recommend that you consider using the LTG. It can help improve the productivity, efficiency, effectiveness, and quality of your laser cutting operations.

## The PowerPhotonic Effect:

**~50%**

Improved Laser Productivity

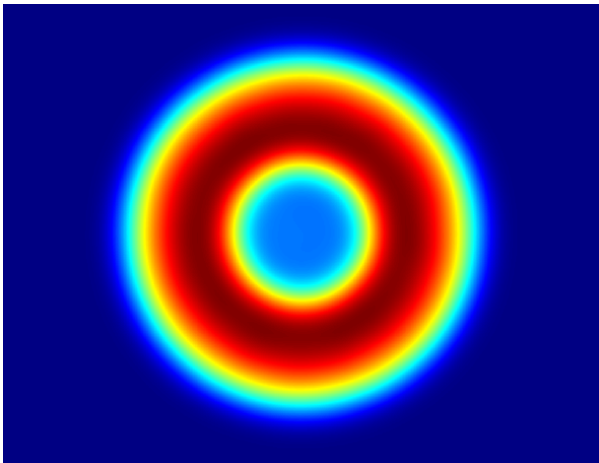
**15mm**

Through Focus Range

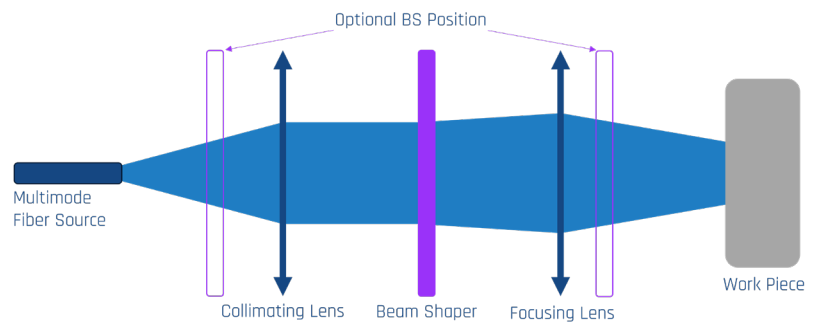
**>100kW**

CW Power Handling Capability

## Output Profile:



## Optical Layout:



## Key Features:

- Increase Laser Effectiveness
- Excellent Roughness
- Excellent Cut Burr
- High Power Handling

## Target Applications:

- Laser Cutting
- Laser Welding
- Laser Drilling



# Light Tunnel Generator

## Standard Part List:

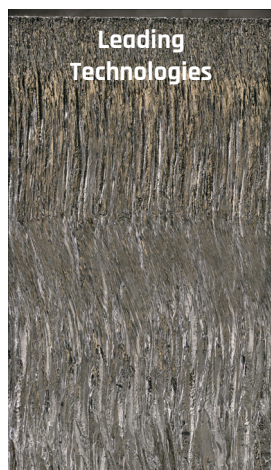
Part Number	Output Ring Diameter ( $\mu\text{m}$ )	Output Ring Thickness ( $\mu\text{m}$ )
PP-LTG-1064-500-AR	500	200
PP-LTG-1064-600-AR	600	200
PP-LTG-1064-1000-AR	1000	200

Designed for 1070-1080nm Wavelength  
Coated for 1025-1100nm  
Output Ring Diameter Defined in Standard Optic Layout


## General Specifications:

Parameter	Value
Part Diameter (mm)	30+0/-0.1
Part Thickness (mm)	3 $\pm$ 0.05
Part Clear Aperture Diameter (mm)	25
Coating Reflectance (%)	<0.5

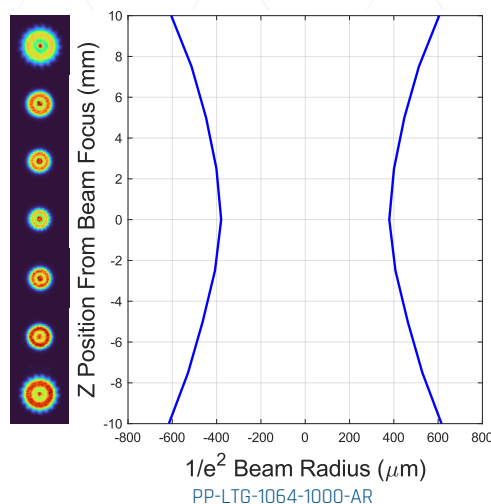
## Thick Metal Comparison:



20mm Stainless Steel Sample (IWS Fraunhofer)



## Through Focus Profile:



## Custom Options:

PowerPhotonic Light Tunnel Generators can be readily modified for specific laser systems and applications upon request.

Custom options include: Different input beam diameter, different wavelength (in the window between 350nm and 2 $\mu\text{m}$ ), larger flat top spot, different spot shape and profile and different optic diameter & thickness.

## Sales and Technical:

### United Kingdom

PowerPhotonic Ltd.  
5A St. David's Drive  
Dalgety Bay  
Fife  
KY11 9PF  
+44 1383 825 910

### North America

PowerPhotonic Inc.  
16220 S. La Cañada Drive  
Sahaurita  
AZ 85629  
United States  
+1 571 866 0551

### Japan

yoshiyuki.mori@powerphotonic.com  
+81 80 1398 0331

[sales@powerphotonic.com](mailto:sales@powerphotonic.com)

© PowerPhotonic 2023. All rights reserved - see [www.powerphotonic.com](http://www.powerphotonic.com)

[www.powerphotonic.com](http://www.powerphotonic.com)